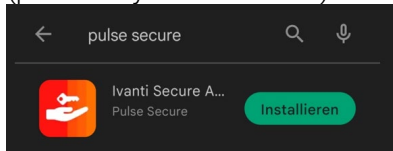
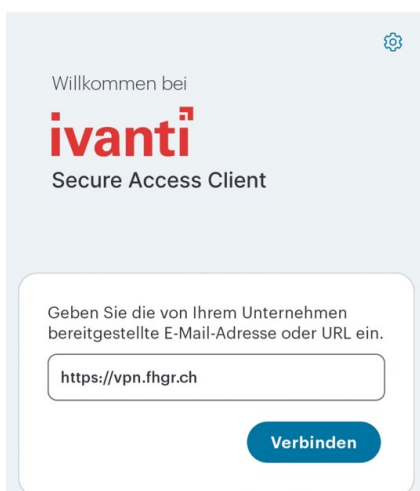


VPN access University of Applied Sciences of the Grisons (Android)

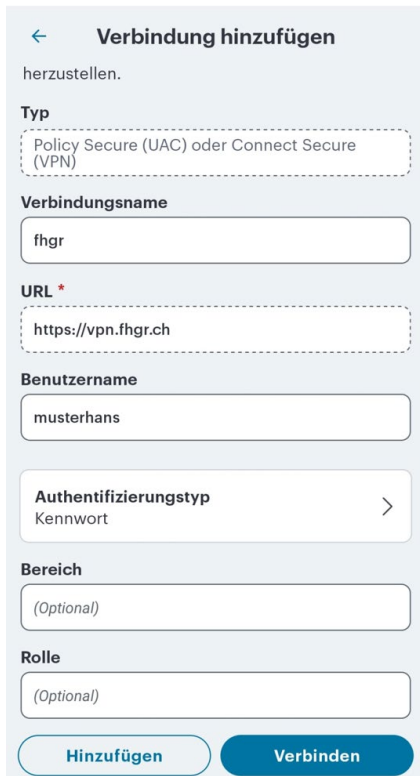
1. Download the App „Ivanti Secure Access Client» from the Play-Store and install it (previously Pulse Secure)



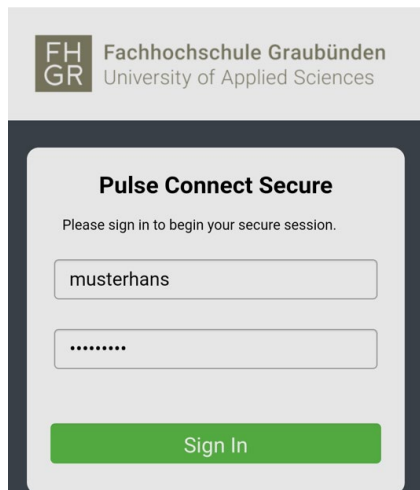
2. Start the App „Ivanti Secure Access Client“.
3. Set the URL <https://vpn.fhgr.ch/> and click „connect “.



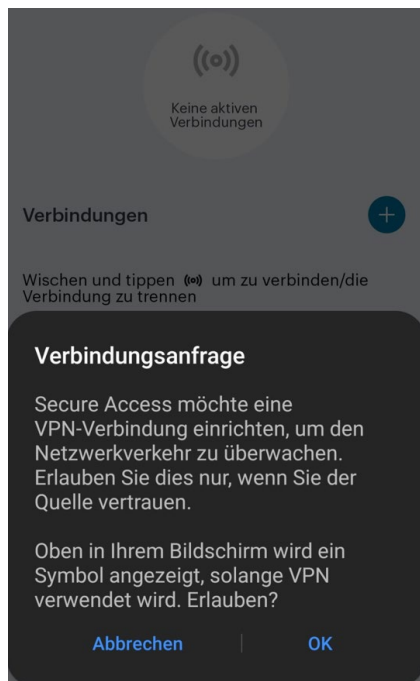
4. Enter the information in the image below the University of Applied Sciences of the Grisons and save the connection.



5. To start the connection with the VPN client, click on "Establish connection" and enter the pw.



6. A connection request message then appears, which you must confirm with OK.



7. You are now connected to the VPN of the University of Applied Sciences Graubünden. If you want to disconnect, follow the steps shown in the image below.

